Diesel Engine Driven Generator

shindaiwa®

DG25MK-400M/RV

3 YEAR WARRANTY





LOW NOISE

SWITCHABLE 50/60 Hz

SPECIFICATIONS

(50 / 60Hz)

	Model	DG25MK-400M/RV	
Alternator	Generating Type	Rotating Field, Brushless 3-Phase Synchronous Alternator	
	Rated Frequency (Hz)	50	60
	Rated Output (kVA / kW)	20 / 16	25 / 20
	Rated Voltage (V)	400 [200]*1	440 [220]*1
	Rated Current (A)	28.9 [57.7]*1	32.8 [65.6]*1
	Winding	3-Phase, 4-Wire	
	Power factor (%)	80	
	Insulation Class	F	
	Excitation	Self-Excitation(Brushless)	
	No. of Poles	4	
Unit	Length (mm)	1500	
	Width (mm)	700	
	Height (mm)	1000	
	Dry Weight (kg)	625	
	Installed Weight (kg)	705	
	Sound Level(dB(A)) 7m Distance, No Load	58	62

*1: The values in brackets are optional data, when modified to 200/220V by the dealers only.
As default 3-phase output is set at 400/440V, contact your authorized distributor to adjust the terminal lug setting if necessary to obtain 200/220V for 3-phase output.

Powered by Kubota

(50 / 60Hz)

	Model		DG25MK-400M/RV	
Engine	Model		Kubota V2403	
	Type		Vertical, Water-Cooled 4-Cycle Diesel Engine	
	No. of Cylinders (Bore x Stroke)(mm)		4 (87 x 102.4)	
	Continuous Rated Output (kW / PS)		19.1 / 26.0	23.7 / 32.2
	Rated Speed (min^{-1})		1500	1800
	Displacement (L)		2.434	
	Combustion System		Direct Fuel Injection	
	Cooling Method		Radiator	
	Lubricating Method		Forced Lubrication	
	Starting Method		Electric Start	
	Fuel		Diesel Fuel (ASTM No. 2-D)	
	Fuel Consumption (L/h)	50% Load	3.1	3.9
		75% Load	4.1	5.1
	Lubricant Oil		CF Class	
	Fuel Tank Capacity (L)		65	
	Lubricant Volume (L)		9.7	
	Cooling Water Volume (L)		9.7	
	Starting Motor Capacity (V-kW)		12 - 1.4	
	Charging Dynamo Capacity (V-A)		12 - 30	
	Battery		80D26R	

IPEPN-20260401S

All rights reserved

Diesel Engine Driven Generator
DG25MK-400M/RV

shindaiwa®

CONTROL PANEL

1. Hour Meter
2. Voltage Regulator
3. Power Switch
4. Earth Leakage Relay
5. Frequency Selector Switch (inside)
6. Controller
7. Stop Mode Button
8. Manual Mode Button
9. Auto Mode Button
10. Lamp Test / Air Bleeding Button
11. Start Button
12. Circuit Breaker

AC Output Panel



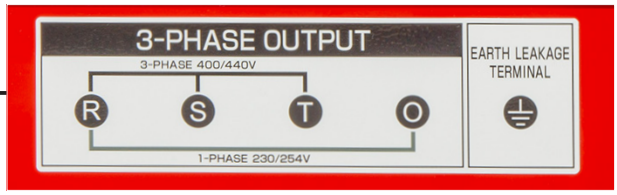

12. 3-Phase Output Terminal
13. Earth Leakage Terminal
14. Bonnet Grounding Terminal

FEATURES

Overload precaution indicator
A warning appears on the operation display when the output current exceeds 80% of the rated capacity.

Low noise
Minimal operating noise with a top-class low noise level. Ideal for communication and reducing worker fatigue at worksites.

High-capacity water separator
Designed with a capacity five times larger than conventional models for the Japanese market. "Water in Fuel" appear on the operation display when water accumulation exceeds 110ml.

Optional large fuel filter
The internal layout provides ample space for installing a large-capacity fuel filter, enhancing filtration efficiency and supporting extended operation in demanding conditions.

Robust alternator
In-house designed and manufactured brushless alternator ensures reliable performance, even in sandy, dusty, and extreme heat condition.

Reliable engine
Powered by Kubota

Kubota V2403 one of the most hardworking, efficient and cleanest running diesel engines on the market.

Trailer-ready frame design
Reinforced joints and anti-vibration stoppers ensure stability and smoother transport when mounted on a trailer.

YAMABIKO CORPORATION
All rights reserved